



FT2010-A1, FT2010-C1, FT2011-A1

Sinteso™
Cerberus® PRO

Floor repeater terminals, Floor repeater display



FDnet/C-NET devices

- Small floor repeater operating and display panels for use with the addressable Sinteso FS20 and Cerberus PRO FS720 fire detection system
- Communication via FDnet/C-NET (individual addressing)
- Power supply via FDnet/C-NET, additional 24 V power supply possible
- Two-wire installation for all types of cable
- Large backlit display with plain text readout (6 lines of 40 characters each)
- In total, up to 8 floor repeater terminals and floor repeater displays can be connected to the FC2020/FC2030/FC721/FC722 fire control panel
- In total, up to 16 floor repeater terminals and floor repeater displays can be connected to the FC2040/FC724 fire control panel
- In total, up to 50 floor repeater terminals and floor repeater displays can be connected to the FC2060 fire control panel
- Same message layout as with the fire control panel
- Design matches all FC20xx/FC72x fire control panels and FT2040/FT724 fire terminals
- Flat, elegant housing

Characteristics

- Protected electronics
- Integrated line separator
- Separate 24 V power supply possible
- Insertable inscription strips

Floor repeater terminals

FT2010-A1 (with Nordic key)



- Sections and zones operated and visualized using the floor repeater terminal can be configured
- Display of alarms, pre-alarms, technical messages, faults, isolations possible from the entire system.
- Acknowledgement and resetting of events
- Event text identical with the FC20xx/FC72x fire control panel or FT2040/FT724 fire terminal

FT2010-C1 (with Kaba key and flat rear)



- With the navigation keys an indicated list in the display can be scrolled through
- The personnel responsible at the customer's premises have access to a clearly structured user interface for customer-specific plain texts to enable exact localization of events
- With the key switch the entrance level 2.2 is reached
- Start the investigation time and resetting of the alarm during the investigation time

Floor repeater display

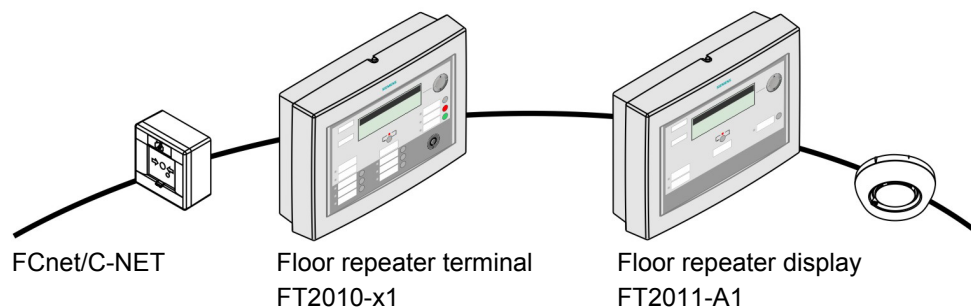
FT2011-A1



- Display of alarms, pre-alarms, technical messages, faults, isolations possible
- Event text identical with the FC20xx/FC72x fire control panel or FT2040/FT724 fire terminal
- Sections and zones visualized using the floor repeater display can be configured
- With the navigation keys an indicated list in the display can be scrolled through
- The internal buzzer can be switched off in case of alarm messages

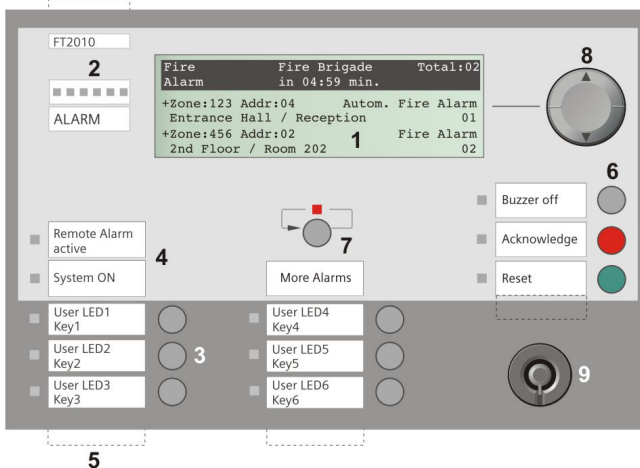
Application

The floor repeater terminals and floor repeater displays are FDnet/C-NET devices and can be operated in loops or stub lines.

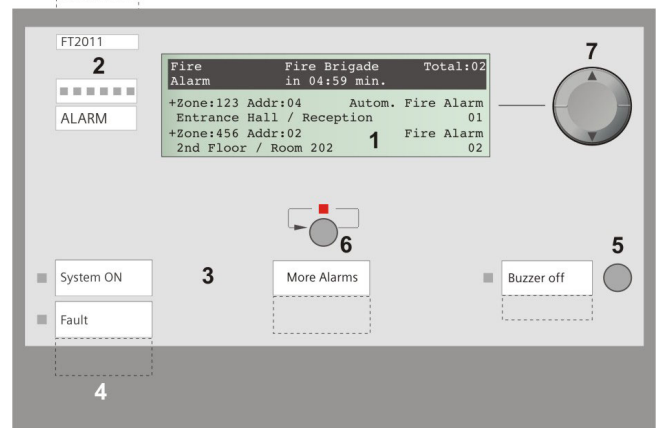


Display and operating elements

Floor repeater terminal FT2010-A1, FT2010-C1



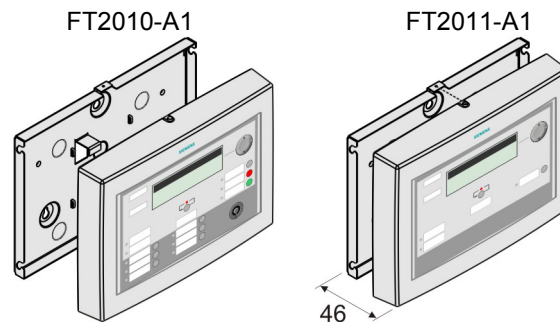
Floor repeater display FT2011-A1



- 1 Illumination text indicator
- 2 Alarm message
- 3 6 keys with LEDs, programmable individual
- 4 2 display fields
- 5 Label strips inserts
- 6 'Buzzer off', 'Acknowledge' and 'Reset' keys
- 7 Scroll button to retrieve pending alarm messages
- 8 Scroll button for display messages
- 9 Key switch for operating access
 - FT2010-A1 with Nordic key
 - FT2010-C1 with Kaba key

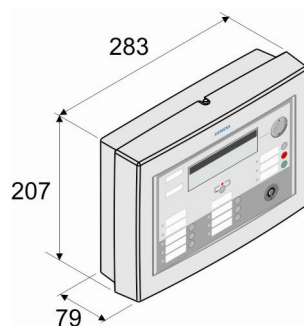
- 1 Illumination text indicator
- 2 Alarm message
- 3 2 display fields
- 4 Label strips inserts
- 5 'Buzzer off' key
- 6 Scroll button to retrieve pending alarm messages
- 7 Scroll button for display messages

Option

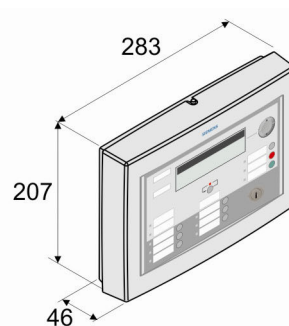


Flat rear (sheet metal) FHA2013-A1 if a particularly flat type of mounting is demanded and to run the cables flush mounting.

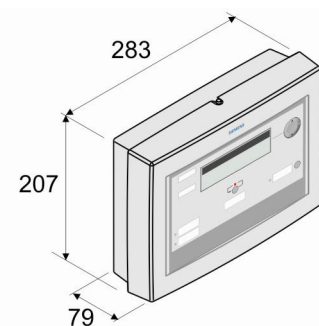
Dimensions



Floor repeater terminal FT2010-A1



Floor repeater terminal FT2010-C1



Floor repeater display FT2011-A1

Technical data

	FT2010-A1 / FT2010-C1	FT2011-A1
Operating voltage	12... 32 VDC	12... 32 VDC
External supply input	20... 30 VDC / 15... 18 VAC	20... 30 VDC / 15... 18 VAC
Current consumption at 24 V		
– Quiescent current (LCD illumination inactive)	5 mA	5 mA
– Max. current (LCD illumination active)	45 mA	45 mA
LCD illumination white	6 x 40 characters	6 x 40 characters
Indication faults / warnings	selectable via software	selectable via software
Key switch for operating access	Nordic / Kaba	–
Operating temperature	-8... +42 °C	-8... +42 °C
Storage temperature	-20... +60 °C	-20... +60 °C
Humidity (no condensation)	≤95 % rel.	≤95 % rel.
Communication protocol	FDnet/C-NET	FDnet/C-NET
Connection terminals	0.8... 1.5 mm ²	0.8... 1.5 mm ²
Color	grey, ~RAL 7035	grey, ~RAL 7035
Protection category EN60529 / IEC529	IP30	IP30
Standards	EN54-17, EN54-18	EN54-17, EN54-18
Approvals		
– VdS	G208011 / pending	G208011
– LPCB	126aq/03 / –	126aq/04
QS standards	Siemens Standard SN 36350	
System compatibility		
– FDnet	FS20	
– C-NET	FS720	

FT2010-x1, FT2011-A1

 0786
<small>Siemens Schweiz AG, CH-6301 Zug Date: see manufacturing date on the product 0786-CPD-20377</small>
<small>EN54-17, EN54-18 Floor repeater terminals; Safety in case of fire FT2010, FT2011 Technical data see Doc. 008837</small>

Details for ordering

Type	Part no	Designation	Weight
FT2010-A1	A5Q00014104	Floor repeater terminal	0.840 kg
FT2010-C1	S54400-F34-A1	Floor repeater terminal	0.840 kg
FT2011-A1	A5Q00017706	Floor repeater display	0.790 kg
FHA2013-A1	A5Q00016552	Rear (FT201x flat)	0.600 kg
FTO2005-C1	A5Q00010113	Key switch (Kaba)	0.100 kg

Siemens Switzerland Ltd
 Industry Sector
 Building Technologies Division
 International Headquarters
 Fire Safety & Security Products
 Gubelstrasse 22
 CH-6301 Zug
 Tel. +41 41 724 24 24
www.siemens.com/buildingtechnologies

© 2009 Copyright by
 Siemens Switzerland Ltd
 Data and design subject to change without notice.
 Supply subject to availability.